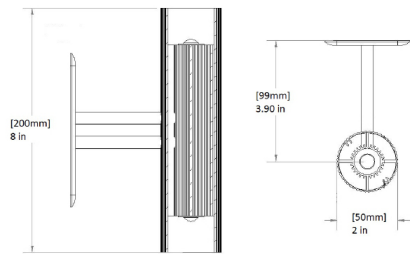


SR50-WALL SCONCE EXTERIOR LUMINAIRE

0-10V DIMMING | SMART LIGHTING COMPATIBLE | EXTERNAL DRIVER

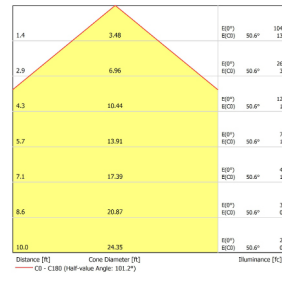
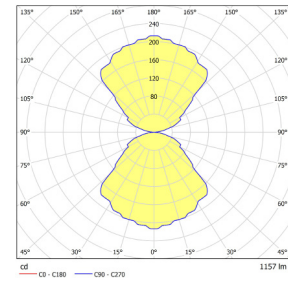


PRODUCT NAME	SUNSTAR50-WSEX
INPUT	700mA
POWER FACTOR	>0.9
POWER CONSUMPTION	13W
DIMMING	0-10V dimming
MATERIAL	Anodized extruded aluminum, glass lens
WEIGHT	0.6 lb (0.28 kg)
LENGTH	8" or custom length
MOUNTING	Wall Mounted
LIFETIME	> 60,000 hrs
WARRANTY	Five year limited warranty
OPTICS	Milled aluminum primary optic, clear glass lens aluminum reflector, optional translucent diffuser
OPERATING RANGE	-30°C to 40°C
BEAM ANGLE	Standard 90°, Diffused 110°



WET LOCATION [IP66]

Patented Fixture
Also Suitable for Interior Use with Ten Year Warranty.



SR50M2X3-WSEX-35

SR50M2X3-WSEX-35

PRODUCT & LED MODULE SIZE	INPUT CURRENT	POWER CONSUMED	LUMEN OUTPUT	FIXTURE EFFICACY
SR50 M2X3 WSEX	700 mA	13 W	1,000 LM	77 LM/W

Specialty designs with different chips per module available upon request

CCT	2,700K	3,500K	4,100K	5,500K
LIGHT OUTPUT CONVERSION	.95	1.0	1.05	1.16
CRI	80	80	80	75

PRODUCT	LED MODULE SIZE	HOUSING	CURRENT	HOUSING COLOR	COLOR TEMPERATURE
SR50		-WSEX	-0700	-	-
SR50	M2X3 2 MODULES 3 CHIPS EACH	WSEX EXTERIOR WALL SCONCE	0700 mA	SV SILVER BL BLUE BK BLACK GR GREEN PR PURPLE CC CUSTOM COLOR	55 5500K 41 4100K 35 3500K 27 2700K 27/55 CCT TUNING RGB RGB

HOUSING LENGTH	WALL PLATE SIZE	WALL PLATE COLOR
-	-	-
08 8 INCHES	S 2.75" x 4.5"	SS STAINLESS STEEL WALL PLATE
12 12 INCHES	M 3.13" x 4.88"	WT WHITE WALL PLATE
CL CUSTOM LENGTH	J 3.5" x 5.25"	CC CUSTOM COLOR

G-7

