

DESCRIPTION:

Patent pending luminaire, SunStar25-Landscape, is the brightest landscape light on the market at its extremely small size (1" Ø). Energy efficient, innovative, and lightweight the LS25M1X3 is a designer friendly landscape stake light with brightness levels up to a traditional 50W equivalent. Landscape25 comes in a standard version with a 90° beam and an optional focus shield to narrow the beam. With super bright energy efficient LEDs, the Landscape25's slim profile, rugged construction, and multiple finishes make this (LS25M1X3) landscape light the right choice for illuminating any installation where the best illumination, sleek integrated design, and energy savings are desired.

SPECIFICATIONS:

LUMINAIRE:

Total luminaire length 4" with a 6" stake. 1" diameter aluminum housing with black heavy duty plastic stake.

CONSTRUCTION:

Extruded aluminum housing has a diameter of 1". Heavy duty plastic stake is mechanically fit to fixture with adhesive.

MODULE:

One three chip LED module utilizing Sunlite patented application specific technology with four available color temperature options (2700K, 3500K, 4100K, and 5500K).

CONTROLS:

0-10V Dimming when utilizing suggested dimming AC-DC driver down to 10%. Smart lighting compatible.

OPTICS:

Optical system consists of milled aluminum primary optic, clear glass lens, and aluminum reflector. Secondary flat clear glass lens protects against environmental build up.

FINISH:

Standard finish for housing is anodized aluminum. Consult factory for custom colors.

ENVIRONMENT:

Wet location rated. Fixture operating temperature -30°C to 40°C.

WARRANTY:

Five-year warranty: coverage includes luminaire construction, LED module, and driver. Terms and conditions apply.

ELECTRICAL:

Landscape25 setup consists of multiple fixtures and [0-10V dimming] AC-DC driver. Fixture input wattage is 6.5W for 693 delivered-lumen package per 3500K fixture.

Must specify driver. Specify 110V to 277V to driver. Wire lights in parallel with 12AWG landscaping wire. For special circuiting or wire gauge, consult factory.

LIFETIME:

Designed and built to last over 60,000 hours.

VALIDATION:

UL/cUL listed.

SHIPPING:

Approximate net shipping weight is 0.3 lbs (0.12 kg).



PROJECT:

PRODUCT:

LOCATION:

CONTACT:

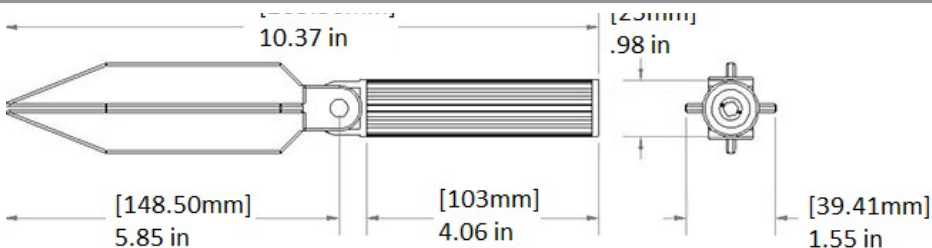


LANDSCAPE25
LANDSCAPE LIGHT
LS25M1X3-12V

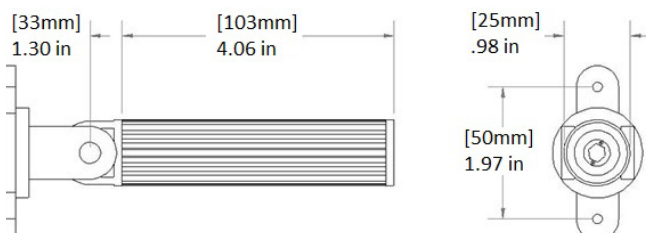
SOLID STATE LED

USE:
EXTERIOR SPOT
LIGHT

DIMENSIONS:



LS25 dimensions for being placed in ground.



Wall mounted version also available. Reference www.sunlitest.com for WM25 Specification Sheet.



CONTACT:

4811 Quail Crest Place
Lawrence, KS 66049
www.sunlitest.com
T:785.856.0219

CERTIFICATION:

UL and cUL
Wet Location Listed
IP66 Rated

ENERGY:

>0.9 Power Factor
700mA / ~ 12VDC
-30° C to 40° C
6.5W

SHIPPING:

Approx. Net Weight
0.3 lbs (0.12 kg)

CATALOG NUMBER:

EXAMPLE PRODUCT CODE: LS25M1X3-12-SV-27

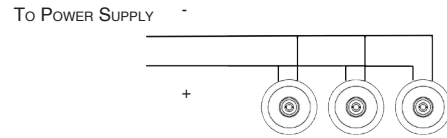
_____ - _____ - _____ - _____

PRODUCT	LED MODULE SIZE		VOLTAGE		HOUSING COLOR		COLOR TEMPERATURE	
LS25	M1X3	1 MODULE 3 CHIPS	12	VDC	SV	SILVER	55	5500K
					BK	BLACK	41	4100K
					BR	BROWN	35	3500K
					CC	CUSTOM COLOR	27	2700K
					SB			SOLID BLUE
					SG			SOLID GREEN
					SR			SOLID RED

RECOMMENDED DRIVERS:

BASIC DRIVERS AND WIRING

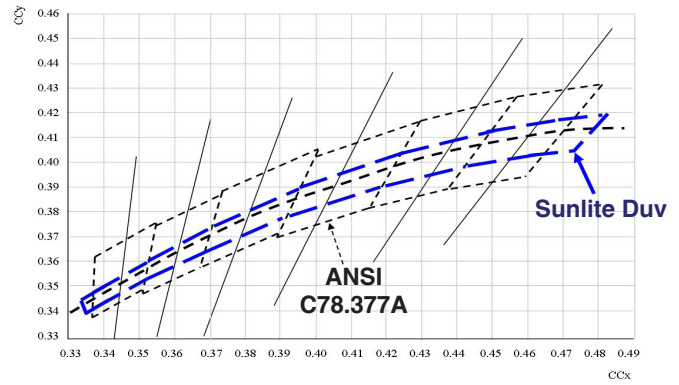
NON-DIMMABLE DRIVERS		
LPV-20-12	LPV-35-12	LPV-60-12
UP TO 3 IN A SERIES	UP TO 5 IN A SERIES	UP TO 9 IN A SERIES



LUMEN OUTPUT:

COLOR TEMPERATURE	WATTAGE	LUMEN	CRI
2700K	6.5	658	80
3500K	6.5	693	80
4100K	6.5	727	80
5500K	6.5	803	75

DUV RANGE:

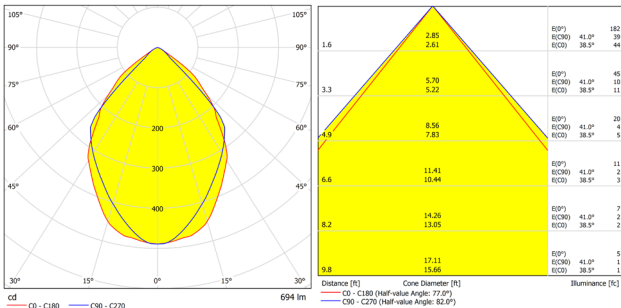


WORKPLANE FOOT CANDLE:

DISTANCE FROM WORKPLANE	HALF VALUE COVERAGE (FT)	LIGHT LEVEL (FC)
1.5	2.6	218
2	3.5	122
3.5	6	40

FC = FOOT CANDEL

PHOTOMETRICS:



LS25M1X3-35

LS25M1X3-35

TYPICAL MOUNTING CONFIGURATIONS:

