

## DESCRIPTION:

Patent pending luminaire, SunStar50-Pendant, is one of the brightest pendants on the market at its extremely small size (2" Ø). Energy efficient, innovative, and lightweight the 6.5W Pendant50, SR50M1X3-PD, is a designer friendly pendant with brightness levels up to a traditional 50W incandescent equivalent. SR50-PD comes in a standard version with a 140° beam. With super bright energy efficient LEDs, the SR50-PD's slim profile, rugged construction, and finish choices make this 98 lm/watt SR50M1X3-PD pendant the right choice for illuminating any installation where the best illumination, high design, and energy savings are desired.

## SPECIFICATIONS:

### LUMINAIRE:

Total luminaire length 5" to 48". 1" diameter housing with three available mounting options (Traditional: 2.5" Ø by ¾" H Silver or Recessed: 1.5" Ø Flush Mount White/Silver). Includes one upgradeable module.

### CONSTRUCTION:

Extruded aluminum housing has a diameter of 1". Metal mounting bracket is mechanically fit to ceiling with no exposed fasteners.

### MODULE:

One three chip LED module utilizing Sunlite patented application specific technology with four standard color temperature options (2700K, 3500K, 4100K, and 5500K).

### CONTROLS:

0-10V Dimming when utilizing suggested dimming AC-DC driver down to 10%. Smart lighting compatible.

### OPTICS:

Optical system consists of milled aluminum primary optic and clear glass lens.

### FINISH:

Standard finish for housing is anodized aluminum. Consult factory for custom colors.

### ENVIRONMENT:

Damp location rated. Fixture operating temperature -30° C to 40°C.

### WARRANTY:

Ten-year warranty for indoor fixture. Five-year warranty for outdoor fixture and driver. Terms and conditions apply.

### ELECTRICAL:

Pendant25 setup consists of multiple fixtures and [0-10V dimming] AC-DC driver rated. Fixture input wattage is 6.5W for 578 delivered-lumen package per 3500K fixture. PD50 contains an LED shunt protection device.

Must Specify driver. Specify 110V to 277V to driver. Wire lights in series with 18AWG CL2R or CL2P. For special circuiting or wire gauge, consult factory.

### LIFETIME:

Designed and built to last over 60,000 hours.

### VALIDATION:

UL/cUL listed.

### SHIPPING:

Approximate net shipping weight is 0.3 lbs (0.15 kgs) for 5" to 2.5 lbs (1.12 kgs) for 36"



PROJECT:

PRODUCT:

LOCATION:

CONTACT:




**SUNSTAR50**  
**PENDANT LIGHT**  
**SR50M1X3-PD**

**SOLID STATE LED**

**USE:**  
**INTERIOR PENDANT**

## DIMENSIONS:



**E338721**

### CONTACT:

4811 Quail Crest Place  
Lawrence, KS 66049  
www.sunlitest.com  
T:785.856.0219

### CERTIFICATION:

UL and cUL  
Damp Location Listed  
IP64 Rated

### ENERGY:

>0.9 Power Factor  
700mA / ~10VDC  
-30° C to 40°C  
6.5W

### SHIPPING:

Approx. Net Weight  
Varies By Length  
0.3 lbs (0.15 kgs) for 5"  
2.5 lbs (1.12 kgs) for 36"

# CATALOG NUMBER:

EXAMPLE PRODUCT CODE: SR50M1X3-PD-SV-35-05-TDS

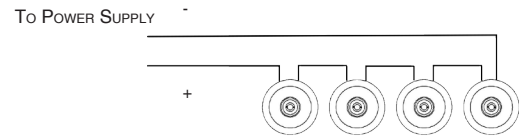
-  -  -  -  -  -

PRODUCT	LED MODULE SIZE	HOUSING	HOUSING COLOR	COLOR TEMPERATURE	HOUSING LENGTH	BASE STYLE						
SR50	M1X3	1 MODULE 3 CHIP	PD	PENDANT	SV	SILVER	55	5500K	05	5 INCHES	TDS	TRADITIONAL SILVER
					BK	BLACK	41	4100K	08	8 INCHES	RCS	RECESSED SILVER
					BR	BROWN	35	3500K	12	12 INCHES	RCW	RECESSED WHITE
					CC	CUSTOM	27	2700K				
							SB	SOLID BLUE				
							SG	SOLID GREEN				
							SR	SOLID RED				

## RECOMMENDED DRIVERS:

### BASIC DRIVERS AND WIRING (UP TO 6 FIXTURES IN A SERIES)

NON-DIMMABLE DRIVERS					
LPLC-18-700		LPC-35-700			
1 OR 2 IN A SERIES		3 TO 5 IN A SERIES			
DIMMABLE DRIVERS					
LUC-010S070DSM	LUC-018S070DSP	EUC-026S070DSC	EUC-042S070DSC	LUC-24S070DSW (NO WIRES)	LUC-42S070DSW (NO WIRES)
1 FIXTURE	2 IN A SERIES	2 OR 3 IN A SERIES	3 TO 5 IN A SERIES	2 OR 3 IN A SERIES	3 TO 5 IN A SERIES
LPF25D-36 (DIM TO OFF)					
3 IN A SERIES					



CALL FOR SPECIALTY DRIVER OPTIONS

## LUMEN OUTPUT:

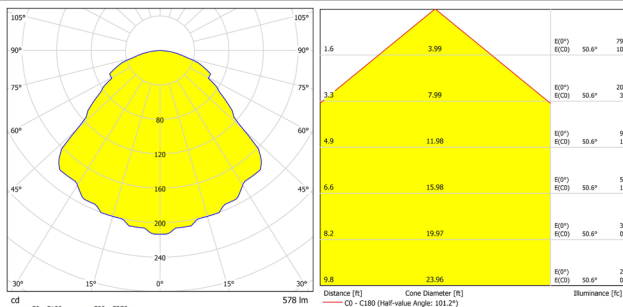
COLOR TEMPERATURE	WATTAGE	LUMEN	CRI
2700K	6.5	550	80
3500K	6.5	578	80
4100K	6.5	606	80
5500K	6.5	637	75

## WORKPLANE FOOT CANDLE:

DISTANCE FROM WORKPLANE	HALF VALUE COVERAGE (FT)	LIGHT LEVEL (FC)
1.5	3.6	95
2	4.8	53
3.5	8.5	17

FC = FOOT CANDEL

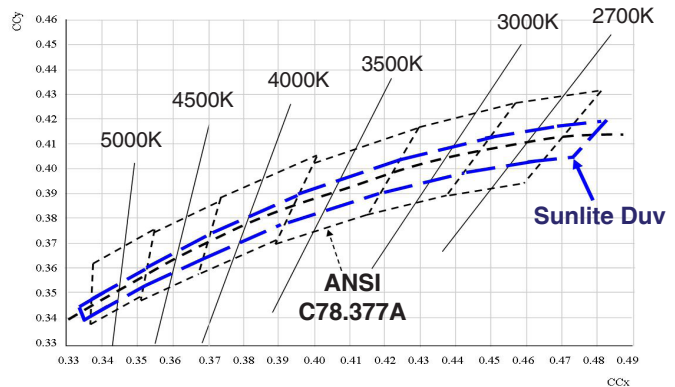
## PHOTOMETRICS:



SR50M1X3-PD-35

SR50M1X3-PD-35

## DUV RANGE:



## TYPICAL MOUNTING CONFIGURATIONS:

Standard Cable Length is 3'. Consult factory for a different length.

