

DESCRIPTION:

Patent pending luminaire, SunStar50-Wall Sconce, is one of the brightest, slimmest, and best sealed exterior wall sconces on the market at its extremely small size (2" Ø). Energy efficient, innovative, and lightweight the SR50M2X3-WSEX is a designer friendly interior or exterior wall sconce with the brightness level equivalent to two 50W incandescent bulbs. Wall Sconce 50 comes in a standard version with a $\pm 140^\circ$ beam angle. With super bright energy efficient LEDs, the Wall Sconce 50's slim profile, rugged construction, and multiple finishes make this 98 lm/watt (SR50M2X3-WSEX) wall washer the right choice for illuminating any installation where the best illumination, sleek integrated design, and energy savings are desired.

SPECIFICATIONS:

LUMINAIRE:

Total luminaire length is 8" or 12". 2" Diameter housing can be mounted to any standard single gang wall plate.

CONSTRUCTION:

Extruded aluminum housing has a diameter of 2". Housing is mechanically mounted to a back plate with no exposed fasteners. Back plate will have exposed fasteners when mounted to the wall.

MODULE:

Two LED modules with three chips each. Available in four standard color temperature options (2700K, 3500K, 4100K, and 5500K).

CONTROLS:

0-10V Dimming when utilizing suggested dimming AC-DC driver fixtures dim down to 10%. Smart lighting compatible.

OPTICS:

Optical system consists of milled aluminum primary optic, clear glass lens, and aluminum reflector. Secondary flat clear glass lens protects against environmental build up.

FINISH:

Standard finish for housing is anodized aluminum. Consult factory for custom colors.

ENVIRONMENT:

Wet location rated. Fixture operating temperature -30°C to 40°C .

WARRANTY:

Five-year warranty for fixture and driver. Terms and conditions apply.

ELECTRICAL:

WallSconce25 Setup consists of multiple fixtures and a [0-10V dimming] AC-DC driver. Fixture input wattage is 13W for 1156 delivered-lumen package per 3500K fixture.

Specify 110V to 277V to driver. Wire lights in series with CL2/18-2. For special circuiting or wire gauge, consult factory.

LIFETIME:

Designed and built to last over 60,000 hours.

VALIDATION:

UL/cUL listed.

SHIPPING:

Approximate net shipping weight varies by length 0.6 lbs (0.28 kgs) for 8" to 0.8 lbs (0.37 kgs) for 12".



PROJECT:

PRODUCT:

LOCATION:

CONTACT:



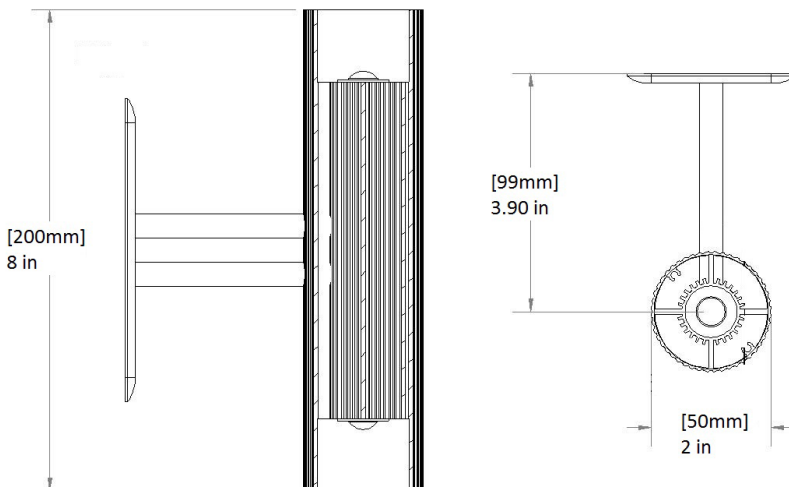
SUNSTAR50
WALL SCONCE
LIGHT
SR50M2X3

SOLID STATE LED

USE:

INTERIOR/EXTERIOR
WALL SCONCE

DIMENSIONS:



CONTACT:

4811 Quail Crest Place
Lawrence, KS 66049
www.sunlitest.com
T:785.856.0219

CERTIFICATION:

UL and cUL
Wet Location Listed
IP66 Rated

ENERGY:

>0.9 Power Factor
700mA / ~ 20VDC
 -30°C to 40°C
13W

SHIPPING:

Approx. Net Weight
0.6 lbs (0.28 kgs.) for 8"

CATALOG NUMBER:

EXAMPLE PRODUCT CODE: SR50M2X3-WSEX-SV-35-S-SS-9001

- - - -

PRODUCT	LED MODULE SIZE	HOUSING
SR50	M2X3 2 MODULES 3 CHIPS EACH	WSEX INTERIOR WALL SCONCE

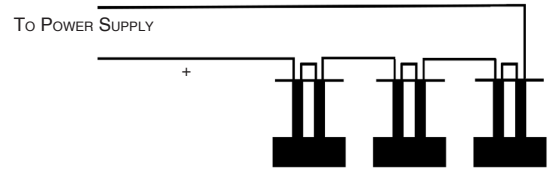
- - - - -

HOUSING COLOR	COLOR TEMPERATURE	HOUSING LENGTH	WALL PLATE SIZE	WALL PLATE COLOR	COVER
SV SILVER	55 5500K	08 5 INCHES	S 2.75" X 4.5"	SS STAINLESS STEEL WALL PLATE	6010 MARBLED GREEN
BK BLACK	41 4100K	12 12 INCHES	M 3.13" X 4.88"	PW PAINTED WHITE WALL PLATE	9001 MARBLED ORANGE
BR BROWN	35 3500K	CL CUSTOM LENGTH	J 3.5" X 5.25"	CC CUSTOM COLOR	9102 MARBLED BROWN
CC CUSTOM COLOR	27 2700K		N None		
	27/55 CCT TUNING				
	RGB RGB				

RECOMMENDED DRIVERS:

BASIC DRIVERS AND WIRING (UP TO 6 FIXTURES IN A SERIES)

NON-DIMMABLE DRIVERS					
LPLC-18-700		LPC-35-700			
1 FIXTURE		2 IN A SERIES			
DIMMABLE DRIVERS					
LUC-018S070DSP	EUC-026S070DSC	EUC-026S070DSC	LUC-24S070DSW (NO WIRES)	LUC-42S070DSW (NO WIRES)	
1 FIXTURE	1 FIXTURE	2 IN A SERIES	1 FIXTURE	2 IN A SERIES	
LPF25D-36 (DIM TO OFF)					
1 FIXTURE					



CALL FOR SPECIALTY DRIVER OPTIONS

LUMEN OUTPUT:

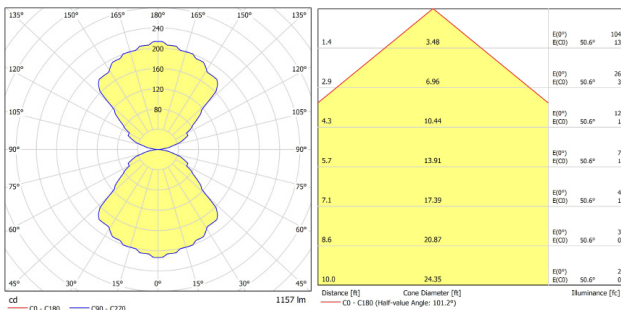
COLOR TEMPERATURE	WATTAGE	LUMEN	CRI
2700K	6.5	1100	80
3500K	6.5	1156	80
4100K	6.5	1212	80
5500K	6.5	1274	75

WORKPLANE FOOT CANDLE:

DISTANCE FROM WORKPLANE	HALF VALUE COVERAGE (FT)	LIGHT LEVEL (FC)
1.5	3.6	95
2	4.8	53
3.5	8.5	17

FC = FOOT CANDEL

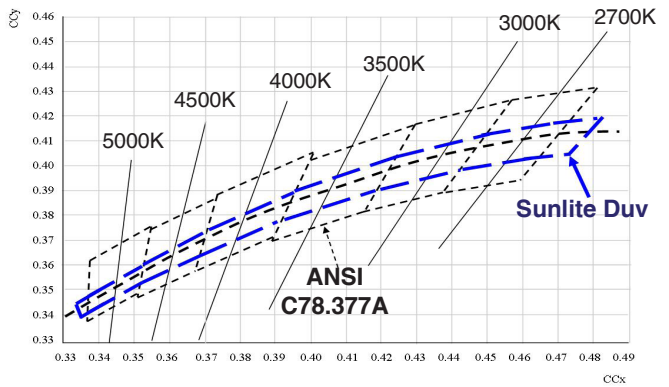
PHOTOMETRICS:



SR50M2X3-WSEX-35

SR50M2X3-WSEX-35

DUV RANGE:



MOUNTING SCREWS AND SINGLE GANG BOX SUPPLIED BY OTHERS

