

DESCRIPTION:

Unique luminaire, SunStrip30, is a revolutionary energy saving linear fixture with an efficacy of 157 lm/watt (ST30Y24P2X15). This ST30 fixture has an extremely sleek profile (1-1/4" W X 7/8" H), only weighs 0.6 lbs, and is UL/cUL listed for damp (IP64) locations. The ST30Y24P2X15 luminaire comes standard with a diffuser which provides a 170° beam angle, optionally without a diffuser which provides a 90° beam angle. The modular nature of the ST30 product line makes it scalable not only in linear footage and lumen output, but also in the price structure: providing flexibility in all design aspects of a project which allows for the perfect lighting scheme to be achieved. With super bright energy efficient LEDs, the SunStrip30's sleek profile, rugged construction, multiple mounting options, and multiple finishes make this ST30Y24P2X15 linear light the right choice for illuminating any installation where the best illumination, sleek integrated design, and energy savings are desired.

SPECIFICATIONS:

LUMINAIRE:

Total luminaire length 24".
31mm X 22mm profile with five available mounting options.

CONSTRUCTION:

Extruded aluminum housing has a 31mm X 22mm profile. Metal/Plastic mounting brackets are tension or mechanically fit to fixture.

MODULE:

Four LED modules with fifteen chips utilizing Sunlite proprietary application specific technology with five available color temperature options (2700K, 3000K, 3500K, 4100K, and 5000K).

CONTROLS:

0-10V Dimming when utilizing suggested dimming AC-DC driver down to 10%. Smart lighting compatible.

OPTICS:

Optical system consists of high performance diffuser with transmission of over 90%, which hides the LED source and provides excellent glare control.

FINISH:

Standard finish for housing is anodized aluminum. Consult factory for custom colors.

ENVIRONMENT:

Damp location rated. Fixture operating temperature -30°C to 40°C.

WARRANTY:

Five-year warranty for fixture and driver. Terms and conditions apply.

ELECTRICAL:

SunStrip30 setup consists of multiple fixtures and [0-10V dimming] AC-DC driver. Fixture input wattage is 15W for 2350 delivered-lumen package per 5000K fixture.

Specify 110V to 277V to driver. Wire lights with 18AWG CL2 wire. For special circuiting or wire gauge, consult factory.

LIFETIME:

Designed and built to last over 60,000 hours.

VALIDATION:

UL/cUL listed.

SHIPPING:

Approximate net shipping weight is 0.6 lb (0.27 kg).



PROJECT:

PRODUCT:

LOCATION:

CONTACT:



SUNSTRIP30

STRIP LIGHT

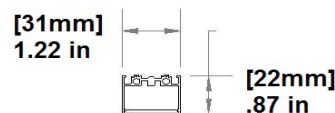
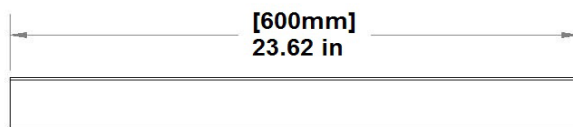
**ST30Y24P2X15
-48V**

SOLID STATE LED

USE:

LINEAR LIGHT

DIMENSIONS:



CONTACT:

4811 Quail Crest Place
Lawrence, KS 66049
www.sunlitest.com
T:785.856.0219

CERTIFICATION:

UL and cUL
Damp Location Listed
IP64 Rated

ENERGY:

>0.9 Power Factor
48VDC / ~ 320mA
-30° C to 40°C
15W

SHIPPING:

Approx. Net Weight
0.6 lbs (0.27 kgs)

CATALOG NUMBER:

EXAMPLE PRODUCT CODE: ST30Y24P2X15-D-48V-SV-50-MPB

- - - -

PRODUCT	LENGTH	LED MODULE SIZE	SECONDARY LENS
ST30	Y24 24 INCHES	P2X15 2 MODULES WITH 15 CHIPS	D DIFFUSED LENS CL CLEAR LENS

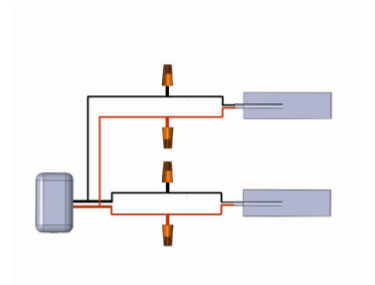
- - -

VOLTAGE	HOUSING COLOR	COLOR TEMPERATURE	MOUNTING BRACKET STYLE
48V DC	SV SILVER	50 5000K 41 4100K 35 3500K 30 3000K 27 2700K	MPB METAL PIVOT BRACKET SM SURFACE MOUNT

RECOMMENDED DRIVERS:

BASIC DRIVERS AND WIRING

NON-DIMMABLE DRIVERS		
LPV-60-48	LPV-100-48	
4 FIXTURE IN PARALLEL	6 FIXTURE IN PARALLEL	



CALL FOR DRIVER OPTIONS FOR MULTIPLE FIXTURES

LUMEN OUTPUT:

COLOR TEMPERATURE	WATTAGE	LUMEN	CRI*
2700K	15	2021	80
3000K	15	2115	80
3500K	15	2190	80
4100K	15	2232	80
5000K	15	2350	80

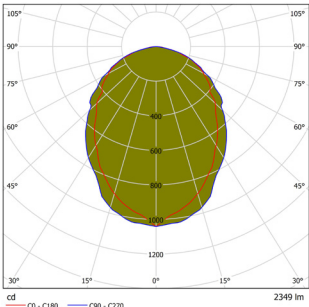
* CRI > 90 ARE AVAILABLE UPON REQUEST

WORKPLANE FOOT CANDLE:

DISTANCE FROM WORKPLANE	HALF VALUE COVERAGE (FT)	LIGHT LEVEL (FC)
3	6	116
6	13	30
8	17	16
10	21	11

FC = FOOT CANDEL

PHOTOMETRICS:



ST30Y24P2X15-D-48V-50

TYPICAL MOUNTING CONFIGURATIONS:

